



Endoanal ultrasound test

Information for patients



What is an endoanal ultrasound test?




Endoanal ultrasound assesses the structure of the muscles in your anal canal (back passage).

A smooth, finger-sized probe, which is connected to a computer screen for image display, is inserted into your back passage. This allows us to visualise the structure of the muscles and take pictures. We can assess whether there are any structural abnormalities or damage to the muscles of your back passage.

Are there any risks associated with your test?

There is a very small risk of discomfort during your test. On very rare occasions there may be some bleeding after the test, but this should resolve quickly.

What preparation is required for your test?

-  You can continue taking any normal medication.
-  You can eat and drink as normal.
-  You do not need any special preparation for your test.

Key



Do




Do not




Additional info

What happens during your test?

- 1** Your test will be conducted by your physiologist in a private room with a chaperone present. They will explain your test to you and ask questions about your symptoms.
- 2** You will then be asked to get changed into a gown and lie on the couch ready for your test.
- 3** Your physiologist will insert a narrow probe (about the width of your index finger) into your back passage. It may feel uncomfortable, but it should not be painful. You may feel embarrassed, but we understand this and will help you feel at ease throughout.
- 4** The screen connected to the probe will enable the physiologist to view images of the muscles around your back passage.

 **Your test will take about 10 minutes.**

 You are free to leave straight away after your test and return to your usual diet, medication and daily activity.

How will I get my results?

Your results will be sent by secure email to both you and your referring consultant/doctor. We aim to send out all patient results within five working days of completion of your test.



London

8 Dorset Square
London
NW1 6PU

T: +44 (0) 207 486 7777

E: admin@thefunctionalgutclinic.com

Manchester

262 Deansgate
Manchester
M3 4BG

T: +44 (0) 161 302 7777

E: admin@thefunctionalgutclinic.com

Cambridge

63 Bateman Street
Cambridge
Cambridgeshire
CB2 1LR

T: +44 (0) 207 486 7777

E: admin@thefunctionalgutclinic.com

thefunctionalgutclinic.com



FunctionalGut



FunctionalGutClinic